



钢铁之家

www.steels.org.cn

全球钢号百科!

Global Steel Grade Encyclopedia



涵盖的行业或国家与地区类别



国材料与试验协会

GJB

国家军用标准



动力机械工程师协会

EU

前欧洲标准化

AISI

美国钢铁学会



德国工业标准

AMS

航空航天材料规范



国际标准

JASO

日本汽车标准组织

EN

欧洲标准

JB

中国机械行业标准

UNS

统一编号系统

UNI

意大利标准



美国机械工程师协会

SS

瑞典标准



国家标准



日本工业标准

Applications

VANADIS 60 is a high alloyed high performance PM high speed steel with an addition of cobalt.

VANADIS 60 is particularly suitable for cold work tooling where highest wear resistance and highest compressive strength are required at the same time.

General

VANADIS 60 is a W-Mo-V-Co alloyed PM high speed steel characterized by:

- Highest wear resistance
- Maximum compressive strength
- Good through hardening properties
- Good toughness
- Good dimensional stability on heat treatment
- Very good temper resistance.

Typical analysis %	C 2,3	Cr 4,2	Mo 7,0	W 6,5	V 6,5	Co 10,5
Standard specification	W.-Nr. 1.3241					
Delivery condition	Soft annealed, max. 340 HB					
Colour code	Gold					

VANADIS 60 is a super highly alloyed PM high speed steel with a high cobalt and vanadium content.

Properties

SPECIAL PROPERTIES

VANADIS 60 could be hardened to a very high hardness and compressive strength. *VANADIS 60* has further the same good dimensional stability during heat treatment as the other *VANADIS* grades. The toughness is despite the very high alloying content very good. The machinability is lower compared to lower alloyed HSS. The grindability of *VANADIS 60* is equal or better than other high alloyed HSS, but somewhat lower than for *VANADIS 30*. *VANADIS 60* has a very high hot hardness.

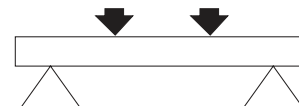
PHYSICAL DATA

Temperature	20°C (68°F)	400°C (750°F)	600°C (1112°F)
Density, kg/m ³ (1) lbs/in ³ (1)	7960 0,286	7860 0,283	7810 0,281
Modulus of elasticity MPa (2) ksi (2)	250 000 36 x 10 ³	222 000 32 x 10 ³	200 000 20 x 10 ³
Coefficient of thermal expansion per °C from 20°C (2) °F from 68°F (2)	– –	10,6 x 10 ⁻⁶ 5,9 x 10 ⁻⁶	11,1 x 10 ⁻⁶ 6,1 x 10 ⁻⁶
Thermal conductivity W/m·°C (2) Btu in/(ft ² h°F) (2)	21 145	25 173	24 166
Specific heat J/kg °C (2) Btu/lb °F (2)	420 0,10	510 0,12	600 0,14

(1) = for the soft annealed condition.

(2) = for the hardened and tempered condition.

BEND STRENGTH



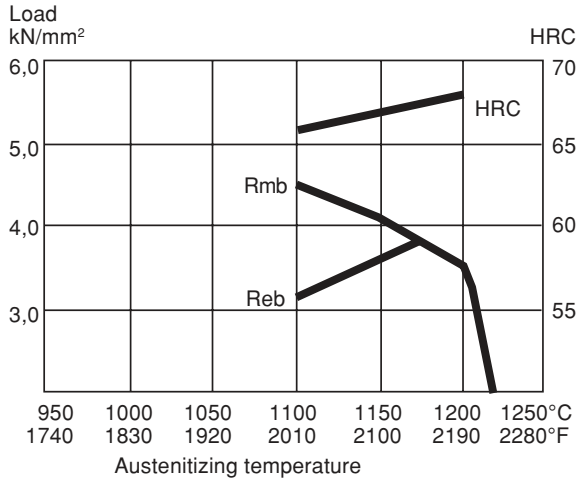
Four-point bend testing.

Specimen size: 5 mm (0,2") Ø

Loading rate: 5 mm/min. (0,2"/min.)

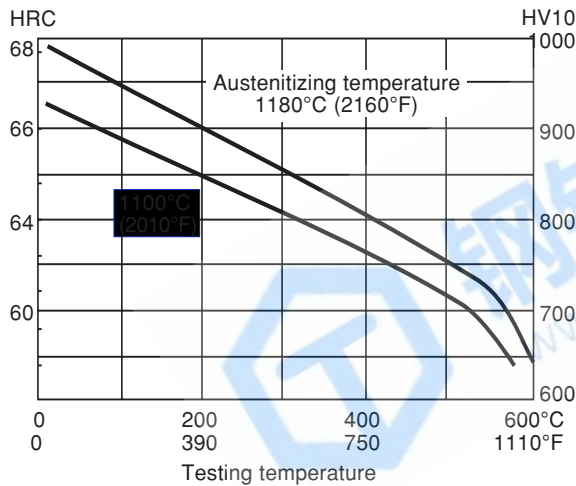
Austenitizing temperature: 1100–1210°C (2010–2210°F)

Tempering: 3 x 1 h at 560°C (1040°F), air cooling to room temperature.



HIGH TEMPERATURE PROPERTIES

VANADIS 60 hot hardness

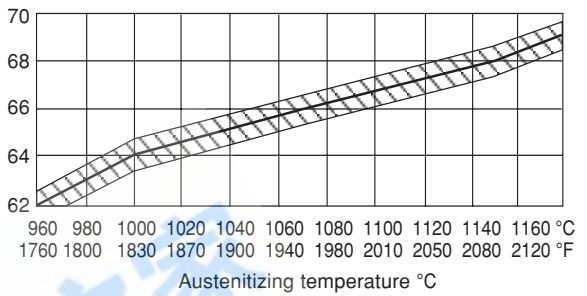


TEMPERING

*Pre-heating temperature: 450–500° C (840–930° F) and 850–900° C (1560–1650° F).
Austenitizing temperature: 1100–1180° C, according to the desired final hardness, see diagram below.
The tool should be protected against decarburization and oxidation during hardening.*

Hardness after tempering 3 times for one hour at 560° C (1040° F).

Final hardness HRC



Hardness for different austenitizing temperatures after tempering 3 times for one hour at 560° C (±1 HRC).

HRC	°C	°F
62	960	1760
64	1000	1832
66	1070	1960
68	1150	2102
69	1180	2156

Heat treatment

SOFT ANNEALING

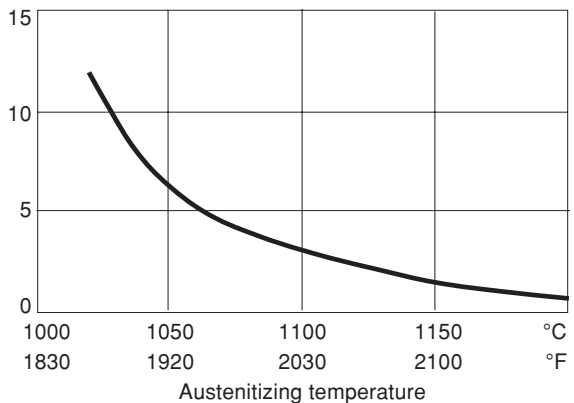
Protect the steel and heat through to 850–900° C (1560–1650° F). Then cool in the furnace at 10° C/h (20° F/h) to 700° C (1290° F), then freely in air.

STRESS RELIEVING

After rough machining the tool should be heated through to 600–700° C (1110–1290° F), holding time 2 hours. Cool slowly to 500° C (930° F), then freely in air.

Recommended holding time

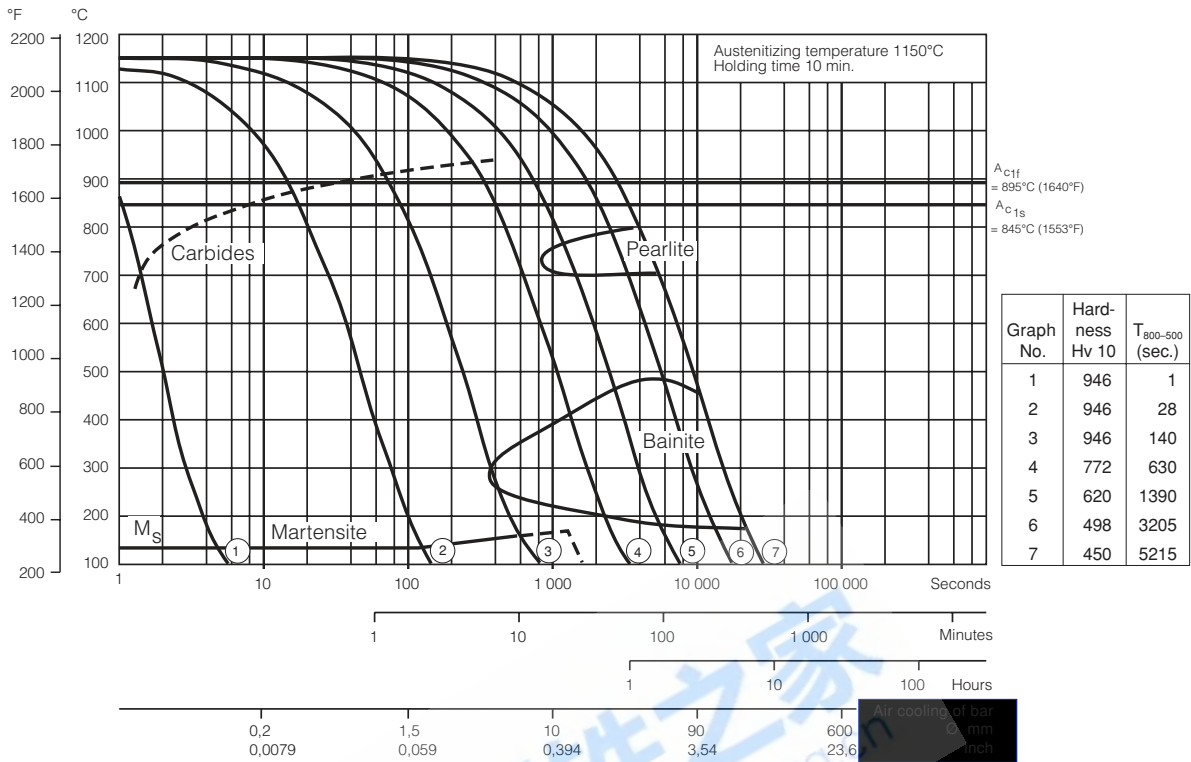
Holding time* min.



**) Holding time = time at austenitizing temperature after the tool is fully heated through.*

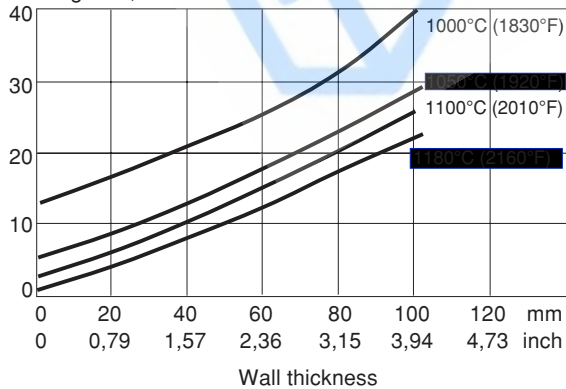
CCT-graph (continuous cooling)

Austenitizing temperature 1150°C (1920°F). Holding time 10 minutes.



Total soaking time in a salt bath after pre-heating in two stages at 450°C (840°F) and 850°C (1560°F).

Holding time, min.



10°C/sec. (20°F/sec.). This is valid for cooling from the austenitizing temperature down to approx. 540°C (1004°F). After temperature equalization between the surface and core, the cooling rate of approx. 5°C/sec. (10°F/sec.) can be used. The above cooling cycle results in less distortion and residual stresses.

TEMPERING

For cold work applications tempering should always be carried out at 560°C (1040°F) irrespective of the austenitizing temperature. Temper three times for one hour at full temperature. The tool should be cooled to room temperature between the tempers. The retained austenite content will be less than 1% after this tempering cycle.

QUENCHING MEDIA

- Martempering bath at approx. 540°C (1004°F)
- Vacuum furnace with high speed gas at sufficient overpressure.

Note. 1: Quenching should be continued until the temperature of the tool reaches approx. 25°C (77°F). The tool should then be tempered immediately.

Note. 2: In order to obtain a high toughness, the cooling speed in the core should be at least

DIMENSIONAL CHANGES

Dimensional changes after hardening and tempering.

Heat treatment: austenitizing between 1050–1130°C (1920–2070°F) and tempering 3 x 1 h at 560°C (1040°F).

Specimen size: 80 x 80 x 80 mm (2,91 x 2,91 x 2,91 in.) and 100 x 100 x 25 mm (3,94 x 3,94 x 0,99 in.).

Dimensional changes: growth in length, width and thickness: +0,03% to +0,13%.

Cutting data recommendations

The cutting data below are to be considered as guiding values which must be adapted to existing local condition.

TURNING

Cutting data parameters	Turning with carbide		Turning with HSS Fine turning
	Rough turning	Fine turning	
Cutting speed (v_c) m/min f.p.m.	60–90 200–300	90–110 300–365	8 27
Feed (f) mm/r i.p.r.	0,20–0,40 0,008–0,016	0,05–0,20 0,002–0,008	0,05–0,30 0,002–0,012
Depth of cut (a_p) mm inch	2–4 0,08–0,16	0,5–2 0,02–0,08	0,5–3 0,02–0,12
Carbide designation ISO	P10–P20*	P10*	–

* Use a wear resistant coated carbide grade, for example Sandvik Coromant GC4015 or SECO TP100.

DRILLING

High speed steel twist drill

Drill diameter		Cutting speed v_c		Feed f	
mm	inch	m/min.	f.p.m.	mm/r	i.p.r.
– 5	–3/16	5–10*	17–33*	0,05–0,15	0,002–0,006
5–10	3/16–3/8	5–10*	17–33*	0,15–0,25	0,006–0,010
10–15	3/8–5/8	5–10*	17–33*	0,25–0,35	0,010–0,014
15–20	5/8–3/4	5–10*	17–33*	0,35–0,40	0,014–0,016

* For TiCN coated HSS drill $v_c \sim 10–15$ m/min. (33–50 f.p.m.)

Carbide drill

Cutting data parameters	Type of drill		
	Indexable insert	Solid carbide	Brazed carbide ¹⁾
Cutting speed, v_c m/min f.p.m.	80–100 265–335	30 100	25 85
Feed, f mm/r i.p.r.	0,08–0,14 ²⁾ 0,003–0,006 ²⁾	0,10–0,15 ²⁾ 0,004–0,006 ²⁾	0,10–0,20 ²⁾ 0,004–0,008 ²⁾

¹⁾ Drill with internal cooling channels and brazed carbide tip.

²⁾ Depending on drill diameter.

MILLING

Face and square shoulder milling

Cutting data parameters	Milling with carbide		Milling with HSS Fine milling
	Rough milling	Fine milling	
Cutting speed (v_c) m/min f.p.m.	40–60 135–200	60–80 200–265	8 27
Feed (f_z) mm/tooth inch/tooth	0,20–0,30 0,008–0,012	0,10–0,20 0,004–0,008	0,10 0,004
Depth of cut (a_p) mm inch	2–4 0,08–0,16	1–2 0,04–0,08	1–2 0,04–0,08
Carbide designation ISO	K15*	K15*	–

* Use a wear resistant coated carbide grade, for example Sandvik Coromant GC3015 or SECO T15M.

End milling

Cutting data parameters	Type of mill		
	Solid carbide	Carbide indexable insert	TiCN coated high speed steel
Cutting speed (v_c) m/min f.p.m.	30–35 100–115	40–60 135–200	10–15 33–50
Feed (f_z) mm/tooth inch/tooth	0,01–0,20 ²⁾ 0,0004–0,008 ²⁾	0,06–0,20 ²⁾ 0,002–0,008 ²⁾	0,01–0,30* 0,0004–0,012*
Carbide designation ISO	K20	P25 Coated carbide	–

* Depending on radial depth of cut and cutter diameter.

GRINDING

General grinding wheel recommendation is given below. More information can be found in the Uddeholm publication “Grinding of Tool Steel”.

Type of grinding	Soft annealed condition	Hardened condition
Face grinding straight wheel	A 46 HV	B107 R75 B3 ¹⁾ 3SG 46 GVS ²⁾ C 46 GV
Face grinding segments	A 24 GV	3SG 46 FVSPF ²⁾ A 46 FV
Cylindrical grinding	A 60 JV	B126 R75 B3 ¹⁾ 5SG 70 IVS ²⁾ C 60 IV
Internal grinding	A 46 JV	B107 R75 B3 ¹⁾ 3SG 60 JVS ²⁾ C 60 HV
Profile grinding	A 100 LV	B107 R100 V ¹⁾ 5SG 80 JVS ²⁾ C 120 HV

¹⁾ If possible, CBN wheels should be used for these applications.

²⁾ Grinding wheel from Norton Co.

EDM

If EDM is performed in the hardened and tempered condition, finish with “finesparking”, i.e. low current, high frequency. For optimal performance the EDM’d surface should then be ground/polished and the tool retempered at approx. 535° C (995° F).

Further information

Please, contact your local Uddeholm office for further information on the selection, heat treatment, application and availability of Uddeholm tool steels.

Relative comparison of Uddeholm cold work tool steels

MATERIAL PROPERTIES AND RESISTANCE TO FAILURE MECHANISMS

Grade	Hardness/ Resistance to plastic deformation	Machinability	Grindability	Dimensional stability	Resistance to			Toughness/ gross cracking
					Abrasive wear	Adhesive wear	Ductility/ chipping	
Uddeholm: CALMAX	████	██████	██████	██████	████	████	██████	██████
SVERKER 21	████	██████	████	██████	██████	██	██	████
VANADIS 4	██████	██████	████	██████	██████	██████	██████	██████
VANADIS 6	██████	████	████	██████	██████	██████	████	████
VANADIS 10	██████	██	██	██████	██████	██████	██	██
VANADIS 23	██████	████	████	██████	██████	██████	████	████
VANADIS 30	██████	████	████	██████	██████	██████	██	██
VANADIS 60	██████	██	██	██████	██████	██████	██	██
AISI: M2	██████	████	████	██████	██████	██	██	██