



钢铁之家

www.steels.org.cn

# 全球钢号百科!

Global Steel Grade Encyclopedia



涵盖的行业或国家与地区类别



材料与试验协会

GJB

国家军用标准



动力机械工程师协会

EU

前欧洲标准化

AISI

美国钢铁学会



德国工业标准

AMS

航空航天材料规范



国际标准

JASO

日本汽车标准组织

EN

JB

UNS

UNI

ASME

SS

GB

JIS

## GENERAL

Moldmax HH is a high-strength beryllium copper mould alloy, made by Materion Brush Performance Alloys, for plastics moulding applications. Its main properties include:

- high thermal conductivity
- good corrosion resistance
- good polishability
- good wear resistance
- good resistance to galling
- good machinability
- high strength and hardness
- excellent weldability

Typical analysis %	Be 1.9	Co + Ni 0.25	Cu Bal.
Delivery condition	Aged to ~40 HRC		
Colour code	Black/Gold		

Moldmax HH is widely used for injection moulding tools or as cores and inserts in steel moulds. When used in steel mould it effectively cools hot spots, reducing or eliminating the need for cooling channels.

Moldmax HH is available in wrought round and flat section, machined core pins, and welding wire.

Moldmax HH's high thermal conductivity, 3 to 5 times better than steel, ensures uniform, rapid heat removal, minimizing part distortion, warpage, poor replication of detail and similar defects. In many cases it can significantly reduce cycle times, even when used in a steel mould just for selected cores and inserts.



## APPLICATIONS

The special properties of Moldmax HH beryllium copper alloy make it a suitable mould/core/insert material for a wide variety of moulding situations but especially where a combination of high thermal conductivity, corrosion resistance and good polishability are needed.

- Blow moulds: pinch offs, neck rings and handle inserts
- Injection mould: moulds, cores, inserts
- Injection nozzles and manifolds for hot runner systems

## PROPERTIES

### PHYSICAL DATA

Data at room and elevated temperatures.

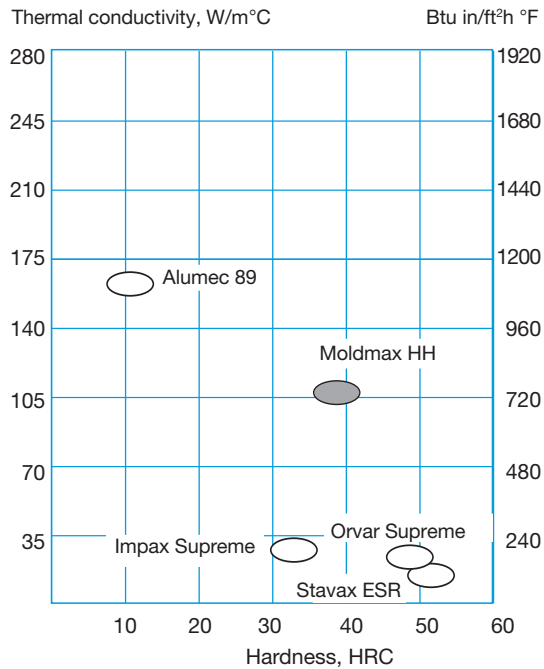
Temperature	20°C (68°F)	200°C (390°F)	300°C (570°F)
Density kg/m <sup>3</sup> lb/in <sup>3</sup>	8 350 0.302	8 275 0.299	8 220 0.297
Modulus of elasticity N/mm <sup>2</sup> psi	131 100 19 x 10 <sup>6</sup>	124 100 19 x 10 <sup>6</sup>	103 400 15 x 10 <sup>6</sup>
Coefficient of thermal expansion from °C to 20°C from °F to 68°F	- -	17 x 10 <sup>-6</sup> 9.7 x 10 <sup>-6</sup>	17.8 x 10 <sup>-6</sup> 9.9 x 10 <sup>-6</sup>
Thermal conductivity W/m°C Btu in/ft <sup>2</sup> h °F	105 754	145 994	155 1063
Specific heat J/kg°C Btu/lb °F	380 0.091	480 0.114	535 0.128

### TENSILE STRENGTH AT ROOM TEMPERATURE

The tensile values are to be considered as approximate only.

Hardness	40 HRC
Tensile strength, R <sub>m</sub> N/mm <sup>2</sup> psi	1 280 185 000
Yield strength, R <sub>c0,2</sub> N/mm <sup>2</sup> psi	1 070 155 000
Elongation, A <sub>5</sub> %	6

## RELATION BETWEEN STRENGTH AND HEAT CONDUCTIVITY FOR DIFFERENT MOULD MATERIAL



*Note:* Increasing alloying content gives a higher strength, but a lower thermal conductivity. However, this is only valid when comparing material within one material group i.e. steel must be compared with steel and copper with copper alloys.

## HEAT TREATMENT

Moldmax HH is delivered in the heat treated condition—additional heat treatment is not normally required.



Cap die.

## MACHINING

Moldmax HH has a good machinability and can be machined with conventional cutting tools. Perform machining wet to avoid breathing metal dust.

The cutting data, in following tables, are to be considered as guiding values which must be adapted to existing local conditions.

### TURNING

Cutting data parameters	Turning with carbide		Turning with high speed steel
	Rough turning	Fine turning	
Cutting speed, $v_c$ m/min f.p.m.	270–300 890–990	300–370 990–1220	60–90 200–300
Feed, $f$ mm/rev i.p.r.	0.3–0.6 0.012–0.023	–0.3 –0.012	–0.3 –0.012
Depth of cut, $a_p$ mm inch	2–6 0.08–0.23	–2 –0.08	–2 –0.08
Carbide designation ISO	K20	K20	–

Use tools with generous positive rake angles

### MILLING

#### FACE AND SQUARE SHOULDER FACE MILLING

Cutting data parameters	Milling with carbide		Milling with high speed steel
	Rough milling	Fine milling	
Cutting speed, $v_c$ m/min f.p.m.	100–150 330–490	150–200 490–660	45–60 150–200
Feed, $f_z$ mm/tooth in/tooth	0.2–0.4 0.008–0.016	0.1–0.2 0.004–0.008	–0.1 –0.004
Depth of cut, $a_p$ mm inch	2–5 0.08–0.20	–2 –0.08	–2 –0.08
Carbide designation ISO	K20	K20	–

Use tools with positive rake angles when milling with carbide

## END MILLING

Cutting data parameters	Type of milling		
	Solid carbide	Carbide indexable insert	High speed steel
Cutting speed, $v_c$ m/min f.p.m.	80–100 260–330	150–200 490–660	45–60 <sup>1)</sup> 150–200
Feed, $f_z$ mm/tooth in/tooth	0.010–0.10 <sup>2)</sup> 0.0004–0.004	0.08–0.20 <sup>2)</sup> 0.003–0.008	0.05–0.35 <sup>2)</sup> 0.002–0.014
Carbide designation ISO	–	K20	–

<sup>1)</sup> For coated HSS end mill an increased cutting speed of ~30% can be used

<sup>2)</sup> Depending on radial depth of cut and cutter diameter

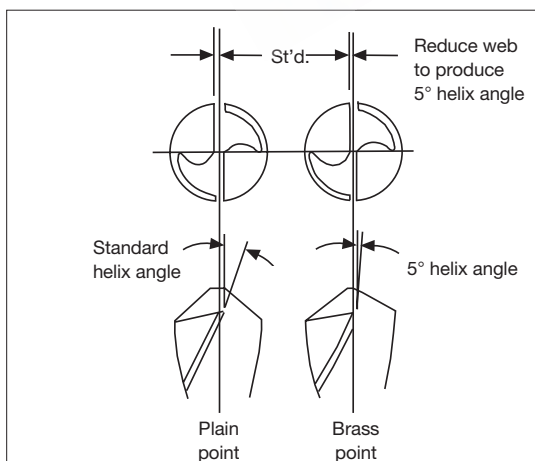
## DRILLING

### HIGH SPEED STEEL TWIST DRILL

Drill diameter		Cutting speed $v_c$		Feed	
mm	inch	m/min	f.p.m.	mm/r	i.p.r
–5	–3/16	30–40	100–130	0.03–0.08	0.001–0.003
5–10	3/16–3/8	30–40	100–130	0.08–0.15	0.003–0.006
10–15	3/8–5/8	30–40	100–130	0.15–0.20	0.006–0.008
15–20	5/8–3/4	30–40	100–130	0.20–0.25	0.008–0.010

When drilling holes deeper than 1 x drill diameter use “Peckdrilling” and retract the drill after each 5 mm drilled depth.

Standard HSS drills can be used but for best performance the tip should be altered to a “brass point” according to the figure below.



## THREADING WITH TAP

When tapping Moldmax HH use taps with straight flutes. Use same kind of taps when tapping blind holes. Suitable cutting speed 6–8 m/min. Use cutting compound or cutting oil.

## GRINDING

Conventional grinding wheels can be used when grinding Moldmax HH. Surface grinding, use A 54 LV-type of wheels. Cylindrical grinding, use A 60 LV-type of wheels.

All grinding should be done wet to avoid breathing metal dust.

## SURFACE TREATMENTS

To enhance the surface properties of Moldmax HH, standard treatments can be applied.

Treatment	Benefits
Hard chrome	Wear resistance, corrosion resistance, hardness.
Electroless (chemical) Nickel	Hardness, wear resistance, surface release, corrosion resistance.
Electroless Nickel with Teflon	Hardness, wear resistance, surface release
PVD: Titanium Nitride Chromium Nitride	Superior wear resistance, surface release.

*Note:* Treatment temperature should not exceed 320°C (610°F).

## EDM

While Moldmax HH's high thermal conductivity makes it slower to EDM than mould steel, EDM'ing presents no significant problem. Proper ventilation with an effective exhaust system is essential to prevent fumes in the air.

## WELDING

Moldmax HH can easily be welded if good care is taken and good welding practices are followed. The area to be welded should be thoroughly cleaned with a degreasing solvent. The always present oxidized layer should be removed using aggressive brushing, sand blasting or acid pickling immediately prior to the welding.

For best results TIG (GTAW) or MIG (GMAW) is recommended. Suitable welding consumables are available for welding Moldmax HH.

The weld and the surrounding area will show a lower hardness. If the strength of the weld is crucial, the whole part needs to be re-heat treated including solution annealing, quenching and age-hardening. After such a treatment the weld will have the same strength as the base material.

For more information, contact your local Uddeholm office.

*Welding operations should be carried out using properly designed local exhaust ventilation to draw all fumes away from the operator and through an appropriate filter before venting out-side of the work area.*

## POLISHING

Moldmax HH has very good polishability and highly glossy surfaces are readily achievable. The following steps can serve as guidelines:

1. After grinding, pre-polish using successively finer grit stones ending with a 600 grit.
2. Polish with diamond paste grade 15 to obtain a dull satin looking surface.
3. Polish with a grade 6 diamond paste.
4. Polish with a grade 3 diamond paste.
5. If necessary, hand finish with a #1 grade diamond paste.

As in all polishing, work thoroughness and cleanliness are of utmost importance. In order to avoid overpolishing, or “orange peel” effect, do not polish longer than necessary to achieve an even looking surface.

## SAFE HANDLING

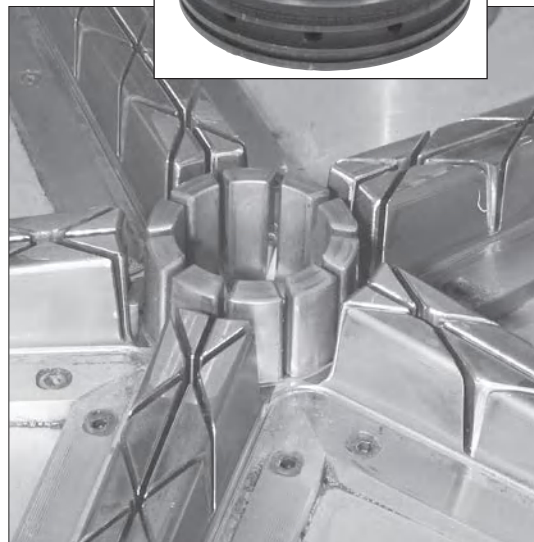
Moldmax HH is a copper-alloy with a content of ~2% Beryllium.

Make sure, during the machining of Moldmax HH, to avoid breathing metal dust fume or mist. Perform machining, grinding and polishing wet when possible. If dry operation is needed use ventilation to capture the dust.

Further information can be found in our “Material Safety Data Sheets”.

## FURTHER INFORMATION

Contact your local Uddeholm office for additional information on selection, heat treatment, application and availability of Uddeholm tooling material.



Chair mould.